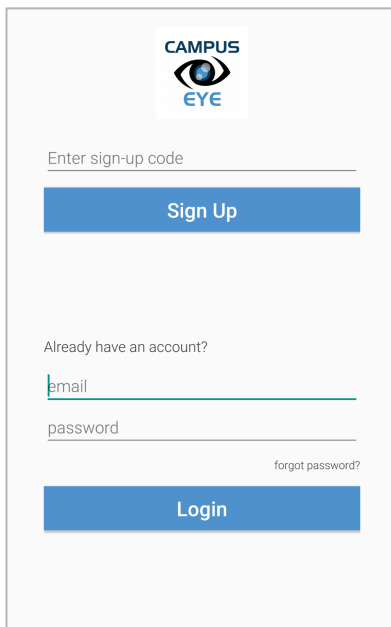


1 DOWNLOAD THE APP

Search "Campus Eye" in the App Store or Google Play
Accept invitations for location services and push notifications

2 SIGN UP

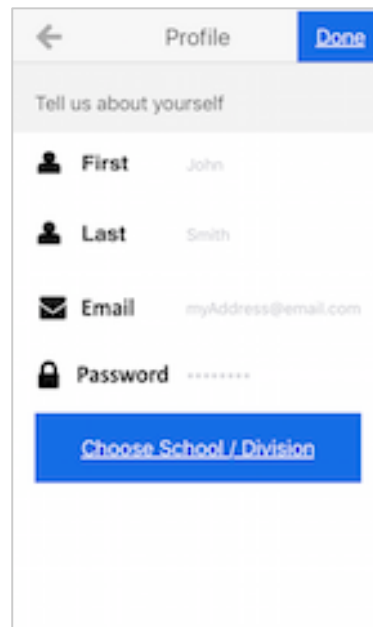
Enter the sign-up code: **LISD**
Tap **Sign Up**



3 CREATE YOUR ACCOUNT

Enter your name, email address, and password
Choose School / Division
Tap **Done**
Review and accept the End User Agreement and Privacy Policy

Stay logged in to your Campus Eye app for quick access.



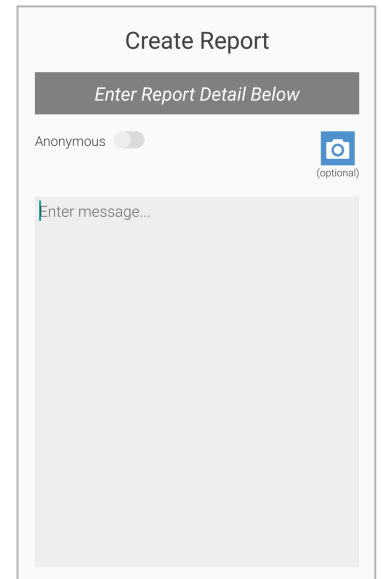
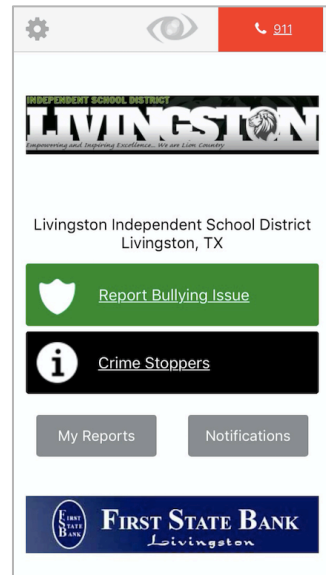
4 CREATE & SEND REPORTS

Tap **Report Bullying/Safety Issue**
or **Report Facilities Issue**

Answer report questions (if applicable)

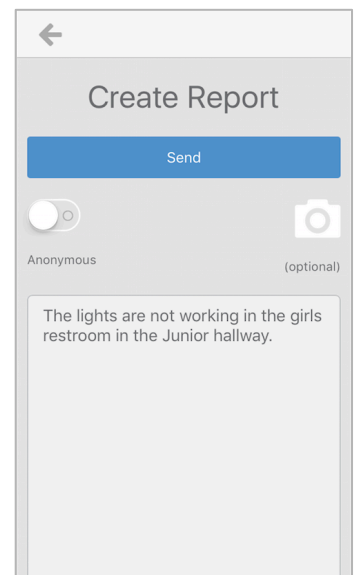
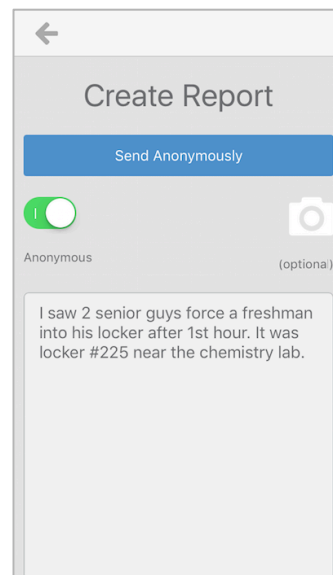
Enter report detail

Tap the camera icon to attach up to 3
pictures and/or a 10-second video



Tap **Anonymous** to send report
anonymously (optional)

Tap **Send**



5 MANAGE YOUR REPORTS & ALERT FEATURES

Tap **My Reports** to view reports you have submitted

Tap **Notifications** to view status updates, assigned tasks and alerts sent by your school



Follow Campus Eye on Social Media