

## Parent Portal

<https://ezschoolenroll.com>

Click on the Register button.

Do you currently have Students in the District? Yes

Enter your home email address that the district has on file and click Next.

Parents who are unsure about their email address will click on the button Not Sure about the Email? They will be required to enter their students name and birthdate and Submit. The email on file will be displayed.

Password Reset button will display and once clicked will send a password to the parent email.

## Home

Screen Messages – Parents will see a welcome message when they log in. If there are forms to be finalized they will click on the link in the message.

### 1. Welcome message

#### Messages

Welcome Back, Justin Thull (Parent)

There are no Messages from your District

### 2. If a form(s) needs to be finalized the parent will receive this message.



**You have some forms that need to be finalized. Please follow the link below to finalize forms and send these to school officials.**

[PE Information](#) For Koby Nickel

[Computer Use Policy](#)



---

Welcome back students and parents.

---

Welcome to EZSchoolEnroll.com

3. If a form(s) has been rejected the parent will receive this message.

## Home

### Messages

Welcome Back, Kayla Nickel (Parent)



**You have some rejected Forms. Please review these and re-submit.**  
Enrollment Form for go.edustar For Daniel Sundine

**My Account** – Required fields are First Name, Last Name, Email Address and Phone Number.

Parents may Add an address, Change Security Question, Change Password or Close My Account.

## My Account

First Name*	Last Name*	Email Address*
<input type="text" value="Kayla"/>	<input type="text" value="Nickel"/>	<input type="text" value="knickel@harriscomputer.com"/>
Phone Number*	Time Zone	Default District
<input type="text" value="(316) 461-8147"/>	<input type="text" value="Central Time (US/Canada)"/>	<input type="text" value="Hugoton USD 210"/>

### Addresses

	Primary	Description	Address	City	St
	<input checked="" type="checkbox"/>	Home Address	11809 Sheriac	Wichita	KS
	<input type="checkbox"/>	Home Address 2	110 S. Main	Wichita	KS

+ ADD ADDRESS

CHANGE SECURITY QUESTION

CHANGE PASSWORD

CANCEL

SAVE

CLOSE MY ACCOUNT


**X Close My Account** – Clicking this button will close the account for the user. A reason for the action is required. Parents should be discouraged from using this function.

**My Forms** – Parents will see their students and the required forms available to complete. They will also have the option of seeing the forms that are processing. The Other Forms will be those that only need to be completed once per family and not individual students.

## My Forms

**Kale Nickel** 1 Form Available

1 Form Processing


 [Enrollment Form for go.edustar](#)

**Koby Nickel** 2 Forms Available


1 Form Processing


 [Concussion Form](#)

Student Concussion Form

 [Enrollment Form for go.edustar](#)

### Other Forms





 [ParentsOnline Account Request](#)

 [New Student](#)

Parent Please fill out the information on your student.

**My Students** – Parents will see the students that are connected to them as Primary Contacts. They will not see students where they are listed only as an Emergency Contact. Also parents/guardians who are listed as Alternates will not be able to complete online enrollment forms.

## My Students

		Last Name	First Name	School
		Nickel	Kale	go.edustar High
		Nickel	Koby	go.edustar High



**Contact School** – Parents will see the school listed where their students are currently linked. Clicking on the notepad in front of the school will give the parent the ability to send an email to the school with a question, comment, problem or suggestion.