



















# Bethel Public Schools

## COVID-19 Exposure Determination and Recommendations

STEP 1:	STEP 2:	STEP 3:	STEP 4:	STEP 5:
Determine Staff/Student PPE Level	Determine Exposure Scenario	Determine Distance and Amount of Time of Exposure	Determine Risk Level	Implement Recommended Measures

Exposure Scenario			Exposure Risk	Recommendation
Staff/Student PPE	COVID Positive Contact	Distance and Time		
Wore mask 	Wore mask 	6 ft distance or greater AND Less than 15 mins	<b>NO RISK</b>	<b>Not Considered a Close Contact:</b> <b>If STAFF/STUDENT is asymptomatic,</b> 1. CONTINUE to work/attend school, follow general precautions for all staff/students. 2. No further follow-up required <b>If STAFF/STUDENT develops symptoms,</b> 1. EXCLUDE from work/school + SELF-ISOLATE (until cleared for return to school) 2. NOTIFY principal 3. TEST - follow district process as directed by superintendent to get tested or contact doctor
NO mask 	NO mask 	6 ft distance or greater AND Less than 15 mins		
Wore mask 	NO mask 	6 ft distance or greater AND Less than 15 mins		
NO mask 	Wore mask 	6 ft distance or greater AND Less than 15 mins		
Wore mask 	Wore mask 	6 ft distance or less AND/OR greater than 15 mins	<b>LOW RISK</b>	<b>Not Considered a Close Contact:</b> <b>If STAFF/STUDENT is asymptomatic,</b> 1. CONTINUE to work/attend school, follow general precautions for all staff/students. 2. SELF-MONITOR for symptoms for 14 days <b>If STAFF/STUDENT develops symptoms,</b> 1. EXCLUDE from work/school + SELF-ISOLATE (until cleared for return to school) 2. NOTIFY principal 3. TEST - follow district process as directed by superintendent to get tested or contact doctor
Wore mask 	NO mask 	6 ft distance or less AND/OR greater than 15 mins		
NO mask 	Wore mask 	6 ft distance or less AND/OR greater than 15 mins		
NO mask 	NO mask 	6 ft distance or less OR greater than 15 mins	<b>MEDIUM RISK</b>	<b>Considered Close Contact:</b> 1. EXCLUDE from work/school + SELF-ISOLATE (until cleared for return to school) 2. NOTIFY principal 3. TEST - follow district process as recommended by superintendent to get tested or contact doctor
NO mask 	NO mask 	6 ft distance or less AND greater than 15 minutes	<b>HIGH RISK</b>	